



# 2011 General Electric 220 Volt Dealer Price Sheet



LSY Companies- 41 Mercedes Way, Suite 25, Edgewood, NY 11717

PHONE: (800) 229.5624 Website: www.lsycompanies.com FAX: (631) 254.3426

PLEASE VISIT OUR WEBSITE FOR ADDITIONAL PRODUCT INFORMATION AND OUR CATALOGUE

| REFRIGERTATION                                  |           |                               |                           |  |   |                                   |
|---|-----------|-------------------------------|---------------------------|--|---|-----------------------------------|
| Side-by-Side                                    |           |                               |                           |  |   |                                   |
| Model   | Capacity  | Color                         | Size (mm) / Weight (kg)   |  | Features  | Web Link                          |
| PSE29NHWC SS                                    | 29 cu.ft. | Stainless, Black Case         | 1759h x 915d x 1156w/ 177 |  | 'A' Energy, Refreshment Center, Climate Keeper System, Frostguard Technology, Climate Control Drawer, Digital Temperature Display, Filtration System              | <a href="#">GE PSE29NHWC SS</a>   |
| PSE29VHXT WW                                    | 29 cu.ft. | White, White Case             | 1759h x 915d x 1156w/ 177 |  | 'A' Energy, Refreshment Center, Climate Keeper System, Frostguard Technology, Climate Control Drawer, Digital Temperature Display, Filtration System              | <a href="#">GE PSE29VHXT WW</a>   |
| PSE27VHXT WW                                    | 27 cu.ft. | White, White Case             | 1759h x 886d x 1077w/ 179 |  | 'A' Energy, Refreshment Center, Climate Keeper System, Frostguard Technology, Climate Control Drawer, Temperature Display, Filtration System                      | <a href="#">GE PSE27VHXT WW</a>   |
| PSE25VGXC SS                                    | 25 cu.ft. | Stainless, Grey Case          | 1759h x 886d x 1077w/ 179 |  | 'A' Energy, Ice & Water Dispenser, Climate Keeper System, Frostguard Technology, Climate Control Drawer, External Touch Control, Filtration System                | <a href="#">GE PSE25VGXC SS</a>   |
| GSE25MGYC SS                                    | 25 cu.ft. | Stainless, Grey Case          | 909w x 1759h x 886d/ 192  |  | 'A' Energy, Refreshment Center, Climate Keeper System, Frostguard Technology, Climate Control Drawer, External Electronic Control, LED Display, Filtration System | <a href="#">GE GSE25MGYC</a>      |
| GSE25MGYC WW                                    | 25 cu.ft. | White, White Case             |                           |  |   |                                   |
| GSE22KEBF SS Replaces GSEKWF                    | 22 cu.ft. | Stainless                     | 1715h x 853d x 851w/ 146  |  | 'A' Energy, Ice & Water Dispenser, External Electronic Control, Frostguard Technology   | <a href="#">GE GSE22KEBF</a>      |
| GSE22KEBF WW Replaces GSEKWF                    | 22 cu.ft. | White                         |                           |  |   |                                   |
| GSE20JEZF WW Replaces GSE20JEWF                 | 20 cu.ft. | White                         | 1715h x 853d x 801w/ 139  |  | Ice & Water Dispenser, External Electronic Control, Frostguard Technology, Dispenser Light  | <a href="#">GE GSE20JEZF</a>      |
| Counter Depth Side-by-Side *Special Order Only* |           |                               |                           |  |   |                                   |
| PCE23NHTF SS                                    | 23 cu.ft. | Stainless, Grey Case          | 1747h x 720d x 1016w/ 159 |  | 'A' Energy, Refreshment Center, Climate Keeper System, Frostguard Technology, Climate Control Drawer, External Electronic Control, Filtration System              |                                   |
| PCE23NHTF WW                                    | 23 cu.ft. | White, White Case             |                           |  |   |                                   |
| PCE23VGXF SS                                    | 23 cu.ft. | Stainless, Grey Case          | 1747h x 720d x 1016w/ 159 |  | 'A' Energy, Ice & Water Dispenser, Climate Keeper System, Frostguard Technology, Climate Control Drawer, External Electronic Control, Filtration System           | <a href="#">GE PCE23VGXF</a>      |
| PCE23VGXF WW                                    | 23 cu.ft. | White, White Case             |                           |  |   |                                   |
| Monogram *Special Order Only*                   |           |                               |                           |  |   |                                   |
| ZSEP420DY SS                                    | 42 cu.ft. | Stainless                     | 2134h x 705d x 1067w/ 330 |  | Refreshment Center w/ Proximity Sensor, LED Lighting, Climate Control Drawer, Filtration System   | <a href="#">GE ZSEP420DY</a>      |
| ZSEB420DY TRIM KIT                              | 42 cu.ft. | Custom Panel, Black Dispenser | 2134h x 705d x 1067w/ 330 |  |   | <a href="#">GE ZSEB420DY TRIM</a> |
| ZSEP480DY SS                                    | 48 cu.ft. | Stainless                     | 2134h x 654d x 1212w/ 352 |  | Refreshment Center w/ Proximity Sensor, LED Lighting, Climate Control Drawer, Filtration System   | <a href="#">GE ZSEP480DY</a>      |
| ZSEB480DY TRIM KIT                              | 48 cu.ft. | Custom Panel, Black Dispenser | 2134h x 654d x 1212w/ 352 |  |   | <a href="#">GE ZSEB480DY TRIM</a> |

\*INDICATES FOB NEW YORK ONLY

Delivery charges may apply, please inquire when placing order.

All Sizes and Weights are approximate. Dimensions are of the actual appliance. Weights are shipping weights.

All prices and styles are subject to availability. Please call to confirm inventory and pricing.



# 2011 General Electric 220 Volt Dealer Price Sheet



LSY Companies- 41 Mercedes Way, Suite 25, Edgewood, NY 11717

PHONE: (800) 229.5624 Website: www.lsycompanies.com FAX: (631) 254.3426

PLEASE VISIT OUR WEBSITE FOR ADDITIONAL PRODUCT INFORMATION AND OUR CATALOGUE

| Top Mount   |           |           |                          |  |   |                          |
|-------------|-----------|-----------|--------------------------|--|---|--------------------------|
| Model       | Capacity  | Color     | Size (mm) / Weight (kg)  |  | Features  | Web Link                 |
| PTE25SBT SS | 25 cu.ft. | Stainless | 1743h x 854d x 912w/ 140 |  | Climate Keeper System, Frostguard Technology, Electronic Touch Controls, Locking Freezer Door Bin | <a href="#">GE PTE25</a> |
| PTE25LBT WW | 25 cu.ft. | White     |                          |  |   |                          |

|             |           |           |                          |  |   |                          |
|-------------|-----------|-----------|--------------------------|--|---|--------------------------|
| PTE22SBT SS | 22 cu.ft. | Stainless | 1715h x 854d x 889w/ 118 |  | Climate Keeper System, Frostguard Technology, Electronic Digital Temp, Locking Freezer Door Bin | <a href="#">GE PTE22</a> |
| PTE22LBT WW | 22 cu.ft. | White     |                          |  |   |                          |

|              |           |       |                         |  |  |                              |
|--------------|-----------|-------|-------------------------|--|--|------------------------------|
| GTE18HB WW   | 18 cu.ft. | White | 1680h x 816d x 750w/ 98 |  | 'A' Energy, Ice-Maker Ready, Frostguard Technology, Spillproof Freezer Floor                       | <a href="#">GE GTE18HB</a>   |
| GTE16HBZ WW  | 16 cu.ft. | White | 1556h x 782d x 775w/ 76 |  | 'A' Energy, Turn Knob Temperature Control, Flexible Interior Storage w/ Glass Shelves              | <a href="#">GE GTEH16BZ</a>  |
| GAX5BWMMR WW | 5 cu.ft.  | White | 885h x 585d x 570w      |  | Reversible Door, Freezer Compartment, 2 Wire Shelves & Can Slot on Door, 0-10 °C Temperature range | <a href="#">GE GAX5BWMMR</a> |

### Bottom Mount

|                      |           |           |                          |  |  |                              |
|----------------------|-----------|-----------|--------------------------|--|--|------------------------------|
| PFSE5NJZD SS- FRENCH | 25 cu.ft. | Stainless | 1768h x 891d x 911w/ 176 |  | 'A' Energy, Ice & Water Dispenser, Climate Keeper System, Frostguard Technology, Electronic Touch Temp Controls, Filtration System | <a href="#">GE PFSE5NJZD</a> |
|----------------------|-----------|-----------|--------------------------|--|--|------------------------------|

### Upright Freezer

|             |           |       |                          |  |   |                             |
|-------------|-----------|-------|--------------------------|--|---|-----------------------------|
| FUG20DSR WH | 20 cu.ft. | White | 1778h x 724d x 813w/ 107 |  | Frost-free, Adjustable Temperature Control, 5 Shelves, 6 Freezer Door Shelves, Interior Light | <a href="#">GE FUG20DSR</a> |
|-------------|-----------|-------|--------------------------|--|---|-----------------------------|

### AMERICAN LAUNDRY

|              |            |       |                         |  |   |                              |
|--------------|------------|-------|-------------------------|--|---|------------------------------|
| WISR409DG WW | 3.5 cu.ft. | White | 1067h x 648d x 686w/ 73 |  | King-Size, Stainless Wash Basket, 15 Cycles, 4 Wash/Rinse Temperatures, 3 Speed, 'Deluxe Quiet Performance' | <a href="#">GE WISR409DG</a> |
| WISR309DG WW | 3.2 cu.ft. | White | 1067h x 648d x 686w/ 73 |  | 15 Cycles, 4 Wash/Rinse Temperatures, 3 Speed, 'Quiet Performance'  | <a href="#">GE WISR309DG</a> |
| WISR106DG WW | 3.2 cu.ft. | White | 1067h x 648d x 686w/ 73 |  | 10 Cycles, 3 Wash/Rinse Temperatures, 1 Speed, 'Quiet Performance'  | <a href="#">GE WISR106DG</a> |

|              |          |       |                         |  |  |                              |
|--------------|----------|-------|-------------------------|--|--|------------------------------|
| DISR473DG WW | 7 cu.ft. | White | 1067h x 648d x 686w/ 54 |  | Super Capacity, 4 Heat Selections, 7 Dry Cycles, 'Quiet-by-Design'           | <a href="#">GE DISR473DG</a> |
| DISR333FG WW | 7 cu.ft. | White | 1067h x 635d x 686w/ 52 |  | <b>FOR PROPANE GAS ONLY.</b> Super Capacity, 3 Heat Selections, 3 Dry Cycles | <a href="#">GE DISR333FG</a> |

### EUROPEAN LAUNDRY

|                                |         |       |                     |  |   |                             |
|--------------------------------|---------|-------|---------------------|--|---|-----------------------------|
| W12W WW- Washer                | 13 lbs. | White | 85h x 54d x 60w/ 65 |  | 'A' Energy, Front Load, 1200 RPM Spin Speed, 23 Program Combinations          | <a href="#">GE W12</a>      |
| V60EGEW- Dryer                 | 13 lbs. | White | 85h x 53d x 60w/ 32 |  | 'C' Energy, 170 Minute Timer, 2 Heat Settings, Rear Vented, Cool Down Cycle   | <a href="#">GE V60</a>      |
| D60EGEW- Condenser             | 13 lbs. | White | 85h x 53d x 60w/ 40 |  | 'C' Energy, 140 Minute Timer, 2 Heat Settings, Cool Down Cycle                | <a href="#">GE D60</a>      |
| S02XGXW- Stack Kit             |         |       |                     |  | Stacking Kit for W12, V60 or D60 Euro Laundry                                 |                             |
| GEWD14E8EP- Washer/Dryer Combo | 18 lbs. | White | 85h x 54d x 60w/ 70 |  | 'B' Energy, Extra-Capacity, Stainless Drum, Rapid Wash & Dry, Left Door Hinge | <a href="#">GE WD14E8EP</a> |

### DISHWASHERS

|           |  |       |                     |  |  |                           |
|-----------|--|-------|---------------------|--|--|---------------------------|
| GEDW12EFE |  | White | 85h x 60d x 60w/ 62 |  | AAA Energy Rating, Freestanding, 5 Wash Programs, 4 Temperature Settings | <a href="#">GEDW12EFE</a> |
|-----------|--|-------|---------------------|--|--|---------------------------|

\*INDICATES FOB NEW YORK ONLY

Delivery charges may apply, please inquire when placing order.

All Sizes and Weights are approximate. Dimensions are of the actual appliance. Weights are shipping weights.

All prices and styles are subject to availability. Please call to confirm inventory and pricing.














# 2011 General Electric 220 Volt Dealer Price Sheet



LSY Companies- 41 Mercedes Way, Suite 25, Edgewood, NY 11717

PHONE: (800) 229.5624 Website: www.lsycompanies.com FAX: (631) 254.3426

PLEASE VISIT OUR WEBSITE FOR ADDITIONAL PRODUCT INFORMATION AND OUR CATALOGUE

| COOKING                            |                    |                     |                         |   |   |                              |
|------------------------------------|--------------------|---------------------|-------------------------|---|---|------------------------------|
| Electric Ranges                    |                    |                     |                         |   |   |                              |
| Model                              | Size/<br>Capacity  | Color               | Size (mm) / Weight (kg) |    | Features  | Web Link                     |
| JBP35DIM WW                        | 30"/<br>5.3 cu.ft. | White               | 1190h x 705d x 760w/ 78 |    | Self-Clean, Super-Large Capacity, Hearth Window, Sabbath Mode   | <a href="#">GE JBP35DIM</a>  |
| JBP66SM SS*                        | 30"/<br>5.3 cu.ft. | Black/<br>Stainless | 1190h x 705d x 760w/ 78 |    | Self-Clean, Super-Large Capacity, Hearth Window, Sabbath Mode, Ceramic Glass Cooktop, Digital Display   | <a href="#">GE JBP66SM</a>   |
| JB640DIR<br>*replaces JBP68DIM     | 30"/<br>5.3 cu.ft. | White               | 1190h x 705d x 760w/ 78 |    | Self-Clean, Super-Large Capacity, Hearth Window, Ceramic Glass Cooktop                                  | <a href="#">GE JB640</a>     |
| Gas Ranges                         |                    |                     |                         |   |   |                              |
| JGBP35GXH WW                       | 30"/ 4.4<br>cu.ft  | White               | 1156h x 643d x 760w     |    | Self-Clean, 4 Sealed Burners, Digital Display, Hearth Window, Sabbath Mode                              |                              |
| JGB281SERSS*<br>Replaces JGB300SEP | 30"/<br>5.0 cu.ft. | Stainless/<br>Black | 1190h x 676d x 760w/ 97 |    | Self-Clean, 4 Sealed Burners, Digital Display, Hearth Window, Sabbath Mode, Continuous Cast Iron Grates | <a href="#">JGB281SERSS</a>  |
| JGBS04PPH WH                       | 30"/ 4.4<br>cu.ft  | White/<br>Black     | 1156h x 643d x 760w     |    | Standard Clean, 4 Burners, Porcelain Door, Pilot Ignition   | <a href="#">GE JGBS04PPH</a> |
| Microwaves                         |                    |                     |                         |   |   |                              |
| GMOG28ECP SS*                      | 1.0 Cu.Ft.         | Stainless/<br>Black | 300h x 398d x 539w/ 18  |    | 900 Watts, 1000 Watt Grill, Electronic Touch Control, Push Handle Opening                               | <a href="#">GE GMOG28</a>    |
| DEHUMIDIFIER                       |                    |                     |                         |   |   |                              |
| DRYC20E*                           | 20 Litres          | Grey/Black          | 520h x 420d x 170w/ 11  |  | Compact Size, Carbon Filter, Automatic Shut-off, Ionizer  | <a href="#">GE DRYC20</a>    |
| GARBAGE DISPOSAL                   |                    |                     |                         |   |   |                              |
| GFC701*                            | 3/4 HP             |                     | 5kg                     |  | Continuous Feed Disposer, Stainless Impellers, 'Quiet Power II', 2700 RPM                               | <a href="#">GE GFC701</a>    |
| AP717 Filter*                      |                    |                     |                         |  | Water Filter for all In-Line Refrigerator Installations   |                              |
| MWF Filter*                        |                    |                     |                         |   | SmartWater Screw-on Filter Cartridge for Intergrated Refrigerators                                      |                              |
| IMG5 Icemaker Kit*                 |                    |                     |                         |   | Ice Maker- Fits GSE, PSE, GTE & PTE Refrigerators   |                              |

\*INDICATES FOB NEW YORK ONLY

Delivery charges may apply, please inquire when placing order.

All Sizes and Weights are approximate. Dimensions are of the actual appliance. Weights are shipping weights.

All prices and styles are subject to availability. Please call to confirm inventory and pricing.